


# JUNIOR PLAYER Registration Guide

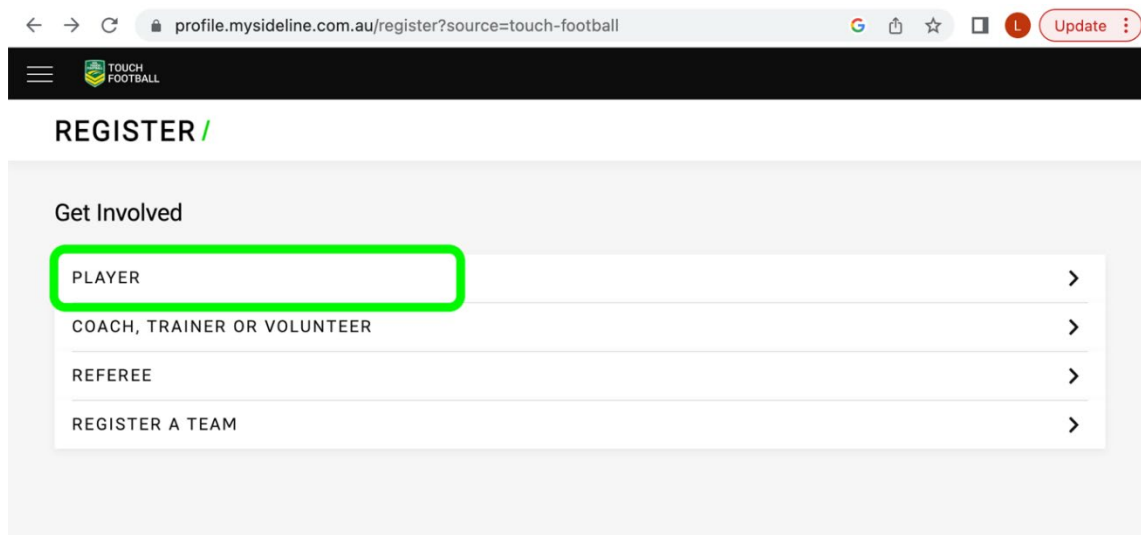


**Step 1:** Go to <https://touchfootball.com.au/mysideline>

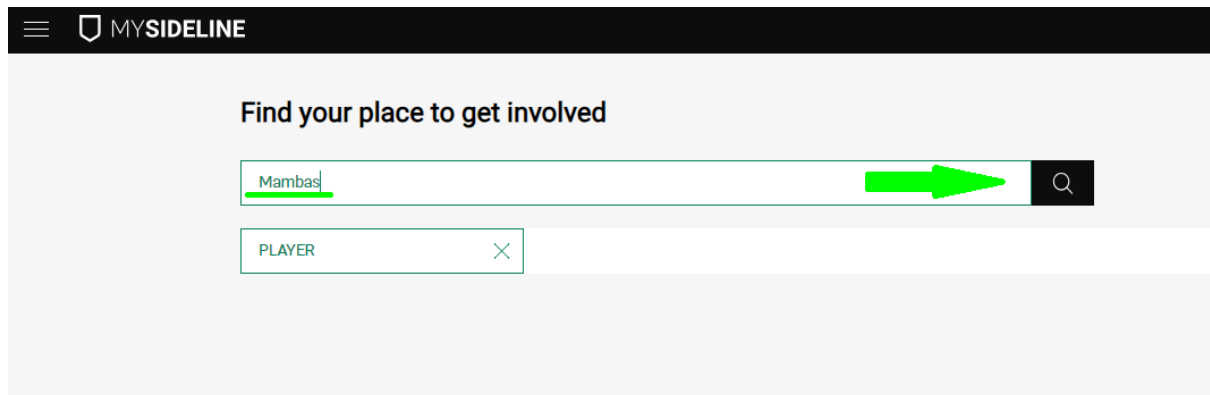
**Step 2:** Select the Register tab.



**Step 3:** Select the Player tab.

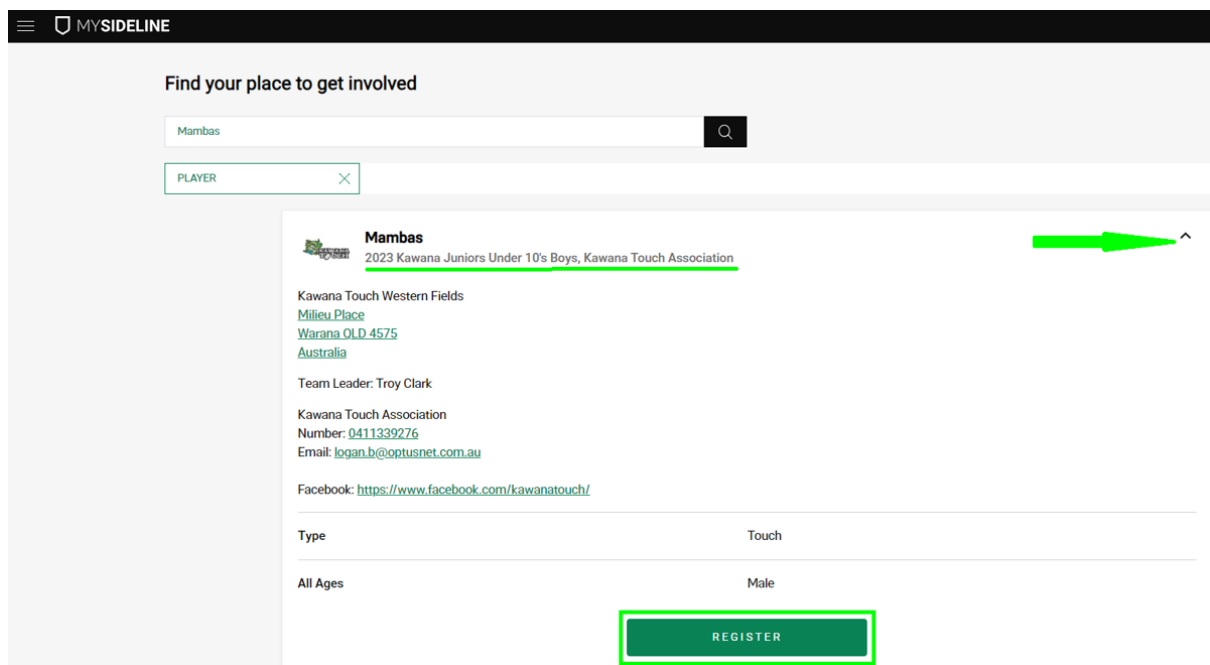


**Step 4:** In the search bar, search your TEAM NAME (not the club's name or Kawana). See example below.



The screenshot shows the MYSIDELINE website header with a menu icon and the text 'MYSIDELINE'. Below the header is a section titled 'Find your place to get involved'. There is a search bar containing the text 'Mambas' and a search button with a magnifying glass icon. A green arrow points to the search button. Below the search bar is a dropdown menu showing 'PLAYER' with a close button (X).

**Step 5:** Find you team name that coincides with the correct competition, select the drop-down arrow, then select the 'register' tab.



The screenshot shows the search results for 'Mambas'. The search bar still contains 'Mambas' and the dropdown menu shows 'PLAYER'. The search results are displayed in a card format. The card title is 'Mambas' with a small logo to the left. Below the title is the text '2023 Kawana Juniors Under 10's Boys, Kawana Touch Association'. A green arrow points to a small upward-pointing arrow icon on the right side of the card. Below the title and text are several lines of information: 'Kawana Touch Western Fields', 'Milieu Place', 'Warana QLD 4575', 'Australia', 'Team Leader: Troy Clark', 'Kawana Touch Association', 'Number: 0411339276', 'Email: [lgan.b@optusnet.com.au](mailto:lgan.b@optusnet.com.au)', and 'Facebook: <https://www.facebook.com/kawanatouch/>'. Below this information is a table with two columns: 'Type' and 'Touch'. The 'Type' row has 'All Ages' and the 'Touch' row has 'Male'. At the bottom of the card is a green button with the text 'REGISTER'.

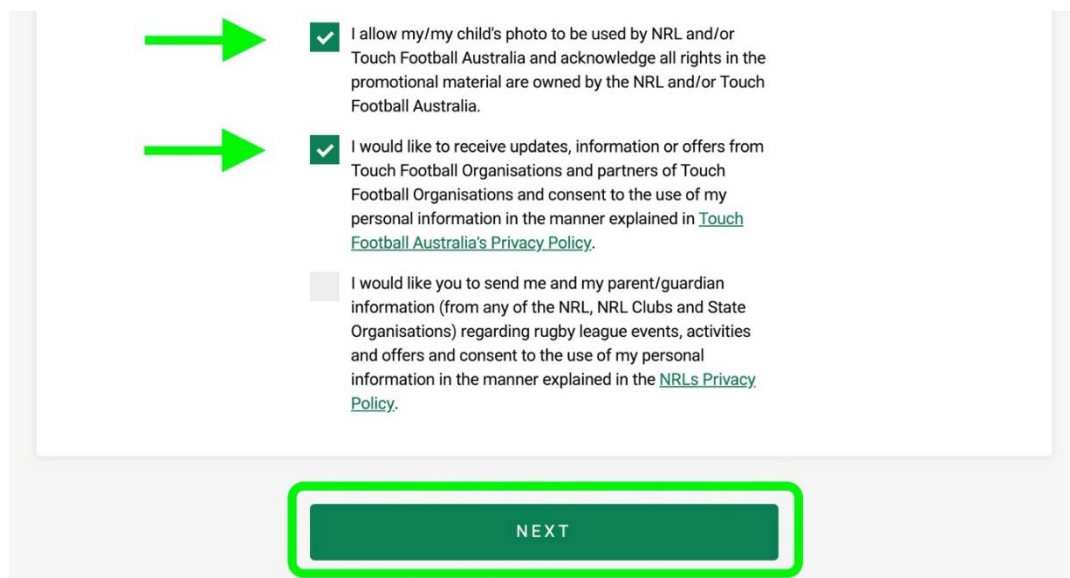
**Step 6:** Select your profile (or add new participant)

The screenshot shows the Touch Football app interface. At the top, there is a header with the Touch Football logo and the text "Touch Football". Below this, there are two participant profiles, each with a circular profile picture, the participant's name, and their age group "U10". The first profile is for Archie Clark with ID 21452802. The second profile is for Hunter Clark with ID 21452808. At the bottom of the screen, there is a green button with the text "ADD A NEW PARTICIPANT".

**Step 7:** You will need to register as 'player (touch)'...

The screenshot shows the "Registration Details" form. The "Type of Registration" dropdown menu is open, showing two options: "Player (Touch)" and "Coach". The "Player (Touch)" option is highlighted with a green border. A green arrow points to the dropdown arrow icon on the right side of the "Type of Registration" field.

...Continue to scroll down and enter your details as required, then tick your preferred permissions (as below) and select the 'next' tab.



The screenshot shows a form with three consent items, each with a green arrow pointing to its checkbox:

- I allow my/my child's photo to be used by NRL and/or Touch Football Australia and acknowledge all rights in the promotional material are owned by the NRL and/or Touch Football Australia.
- I would like to receive updates, information or offers from Touch Football Organisations and partners of Touch Football Organisations and consent to the use of my personal information in the manner explained in [Touch Football Australia's Privacy Policy](#).
- I would like you to send me and my parent/guardian information (from any of the NRL, NRL Clubs and State Organisations) regarding rugby league events, activities and offers and consent to the use of my personal information in the manner explained in the [NRL's Privacy Policy](#).

At the bottom of the form is a dark green button with the text "NEXT" in white, which is highlighted with a red border.

**Step 8:** Select your answers to the additional questions, then select the 'next' tab.

## Additional Questions

How did you become interested in Touch Football  
Returning Participant

---

School Name/Suburb  
Brightwater State School, MOUNTAIN CREEK

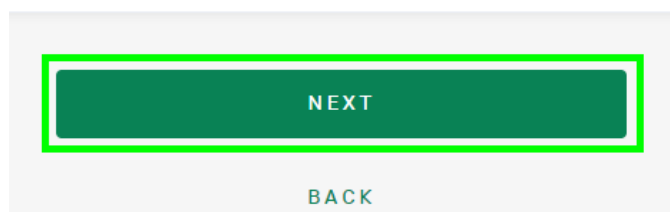
---

School Grade  
5

---

Have you participated in a school program?  
No

By ticking the box, I am indicating that I am the parent or guardian of the applicant. I authorise and consent to the applicant participating in Touch Football activities. In consideration of the applicant's membership with Touch Football Australia and any other Touch Football organisation being accepted, I expressly agree to be responsible for the applicant's behaviour and agree to accept in my capacity as parent or guardian, the terms set out in this membership declaration. In addition, I agree to be bound by and to comply with the Touch Football Australia Constitution and any by-laws and policies made under it.



The screenshot shows a dark green button with the text "NEXT" in white, highlighted with a red border. Below it is a smaller, lighter green button with the text "BACK" in white.

**Step 9:** Select 'add items'.

The screenshot shows the MY SIDELINE website's 'GET INVOLVED' section. Under the 'Purchase' heading, there is a table with one item: 'National Membership' (TFA Annual Membership Fee) for a price of \$22 and a quantity of 1. Below the table, the total is listed as \$22. A green box highlights the 'ADD ITEMS' button at the bottom of the purchase summary.

Item	Price	Quantity
National Membership TFA Annual Membership Fee	\$22	1

Total \$22

**ADD ITEMS**

**Step 10:** Select 'continue' or 'another registration' (if you have multiple children).

The screenshot shows the MY SIDELINE website's 'REGISTRATION' page. A message at the top says 'Registration details updated. Almost there! Continue to complete your registration'. The main content area displays the name 'Archie Clark' and identifies him as a 'Player (Touch)' from the 'Mambas' team. There are three buttons: 'EDIT REGISTRATION', 'Remove', and 'CONTINUE'. A green box highlights the 'CONTINUE' button, and another green box highlights the 'ANOTHER REGISTRATION' button below it.

Registration details updated. Almost there! Continue to complete your registration

**Archie Clark**  
Player (Touch)  
Mambas

[EDIT REGISTRATION](#)

[Remove](#)

**CONTINUE**

**ANOTHER REGISTRATION**

**Step 11:** Down the bottom of the next page, tick the box to confirm that you agree to the T&Cs of participation.

Then select the 'continue to payment' arrow.

GET INVOLVED /

**Registration Summary**

<b>Archie Clark</b> Mambas	
1 X Season Registration	\$70
1 X National Membership	\$22
<a href="#">Add Association Voucher</a>	

**Payment Summary**

Season Registration	\$70
Saleable Items	\$22
<b>Total</b>	<b>\$92</b>

I understand that by registering with TFA I have agreed to the [Terms and Conditions](#) of participation.

**Continue to payment**

CREDIT CARD >

**Step 12:** Complete payment details and then select 'pay'.

**Total: \$92**



Card Number

Full Name

Expiry CVC

**Billing Address**

Fill address with 22 Ellis Place, Mountain Creek

Address Line 1

Address Line 2 (optional)

Suburb

State

Postcode

**PAY**

CANCEL

**All done!** A confirmation email will be sent to you.

**Registration Complete**

We're glad to have you on-board for the upcoming season.

A confirmation email with details has been sent to your email account.

For further information please contact your local club or association.

[GO TO PROFILE](#)